

BAN-BE-CH BELMONT CURVED BENCH WITH DOUBLE INTEGRATED PLANTERS

CODE: BAN-BE-CH

DESCRIPTION

The BAN-BE-CH Belmont Curved Bench with Double Integrated Planter is an urban furniture solution that brings comfort, modern design, and natural elements together in a single piece. Manufactured from high-strength polymer, it delivers outstanding resistance to impacts, UV exposure, and vandalism, ensuring long-lasting aesthetics and performance even in high-traffic environment.

Designed to seat up to four people, this modular model includes a water reservoir system that can support medium vegetation for up to 90 days, bringing a natural touch to urban environments. It also offers built-in lighting and optional features such as Bluetooth audio and cellular connection, creating an attractive and interactive meeting spot.



FEATURES

- Manufactured from high-strength polymer
- Seats up to four users
- Straight modular layout with a curved structural profile
- Resistant to impacts, vandalism, and UV exposure
- Ensures approximately 90 days of autonomy, depending on climate conditions
- Optional features:
 - Integrated internal lighting
 - Built-in Bluetooth audio system
 - Cellular connection capability






Weather-change resistant



Built-in reabsorption mechanism

DIMENSIONS

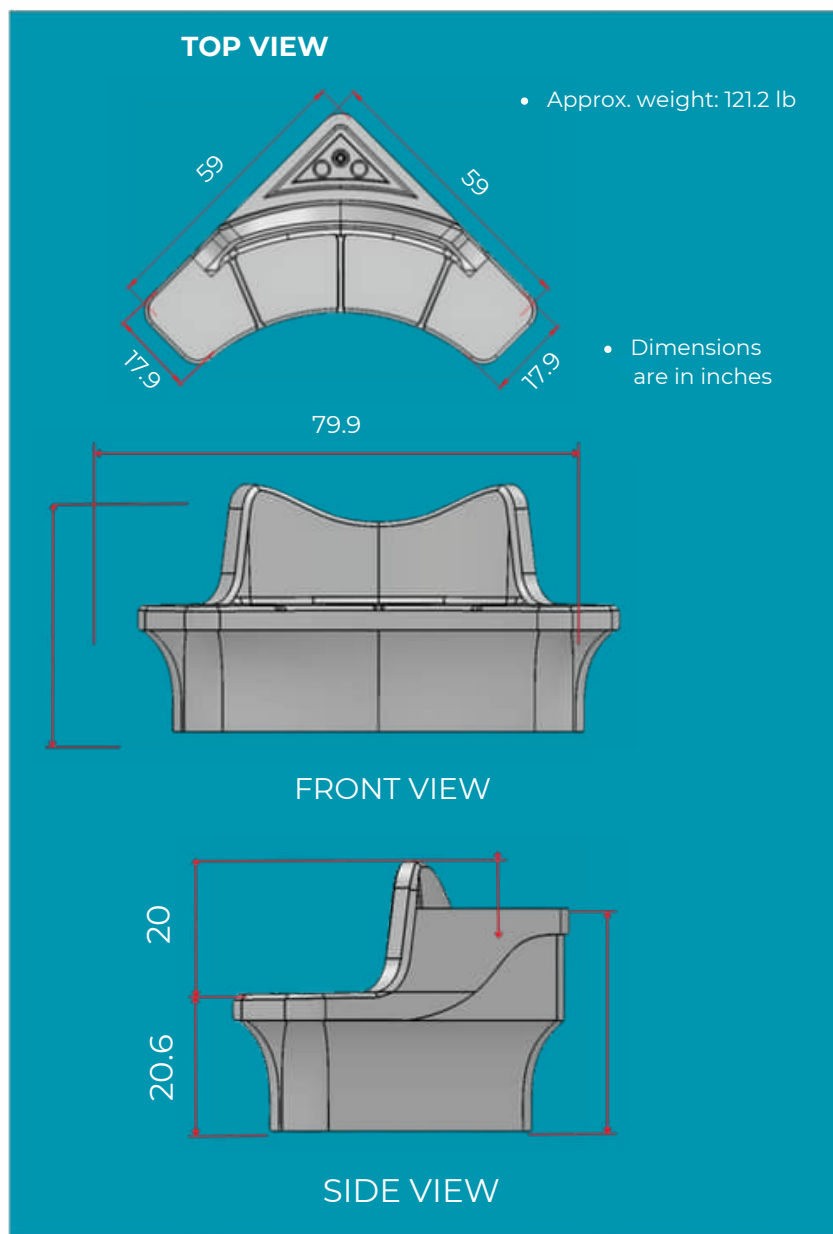
 Length	79.9 in
 Width	59 in
 Height	40.5 in

AVAILABLE COLORS

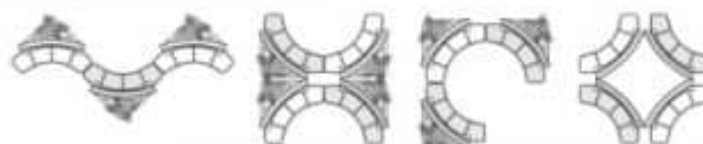


DESIGN & USE

- Delivers secure and comfortable seating for both public and private areas
- Includes a water reservoir for the care of medium-sized plants, bringing natural appeal to the surroundings
- Enhances spaces with modern, welcoming nighttime lighting
- Supports versatile modular arrangements to adapt to any layout
- Provides interactive and connected experiences with optional technology features
- Strengthens brand presence with personalized logo options
- Promotes sustainability and improves the overall quality and appearance of the urban environment



Examples of versatile configurations are:



Bring your plants to life by incorporating the
**BAN-BE-CH BELMONT CURVED BENCH
 WITH DOUBLE INTEGRATED PLANTERS**